






















## Furniture for HoReCa

MODEL		PACKING		
CAFE CHAIRS		Height	84,5	
		Width	46,3	
		Depth	51,5	
		Seat depth	42,8	
		Height to the seat	45,5	
		Maximum load	150	
	<b>KKA/VENTURA.583/TN/STM</b>		Weight	3,6
		Stacking		
		Warranty	2	
		Material	PP	
		Logistic unit	Stack	
		Full truck		
		Palette		
	<b>KKA/VENTURA.583/TN/STM</b>		Carton	
		Height	81,5	
		Width	43,5	
Depth		51,2		
Seat depth		42,5		
Height to the seat		45,5		
Maximum load		150		
<b>KKA/FUERTA.583/TN/STM</b>		Weight	3,2	
	Stacking			
	Warranty	2		
	Material	PP		
	Logistic unit	Stack		
	Full truck			
	Palette			
<b>KKA/FUERTA.183/TN/STM</b>		Carton		

MODEL		PACKING	
<b>CAFE CHAIRS</b>		Height	88,5
		Width	49,5
		Depth	54
		Seat depth	44
		Height to the seat	45,2
		Maximum load	150
	<b>KKA/PATYCZAK.RETRO.521/TT /STM</b>	Weight	3,6
		Stacking	
		Warranty	2
		Material	PP
		Logistic unit	Stack
		Full truck	
		Palette 120x120x208	
	<b>KKA/PATYCZAK.RETRO.121/TT /STM</b>	Carton	
	<b>VEGAS WHITE</b>	Height	82
		Width	52,5
		Depth	58,5
		Seat depth	45
	<b>KKA/VEGAS.502/PU/STM</b>	Height to the seat	46
	<b>VEGAS GREY</b>	Maximum load	150
		Weight	4,2
		Stacking	
		Warranty	2
	<b>KKA/VEGAS.201/PU/STM</b>	Material	PP
	Logistic unit	Stack	
	Full truck		
	Palette 120x120x208		
	Carton		
<b>KKA/VEGAS.101/PU/STM</b>			



MODEL		PACKING	
CAFE CHAIRS		Height	80
		Width	42
		Depth	45
		Seat depth	42
		Height to the seat	45
		Maximum load	150
		KKA/GOMERA.521/TT/STM	Weight
		Stacking	
		Warranty	2
		Material	PP
		Logistic unit	Stack
		Full truck	
		Palette 120x120x208	
	KKA/GOMERA.121/TT/STM	Carton	
		Height	82
		Width	44
		Depth	51
		Seat depth	40,5
		Height to the seat	45,3
	KKA/MONET.503/BS/STM	Maximum load	150
	Weight	4,2	
	Stacking		
	Warranty	2	
	KKA/MONET.102/BS/STM	Material	PP
	Logistic unit	Carton	
	Full truck		
	Palette 120x120x208		
	Carton		
KKA/MONET.411/BS/STM			


MODEL		PACKING		
ECONOMIC LINE			Height	81
			Width	59,5
			Depth	59
			Seat depth	
		Chair 4	Height to the seat	
			Maximum load	
			Weight	
			Stacking	
			Warranty	2
		Chair 4	Material	PP/Alu
			Logistic unit	
			Full truck	
			Palette	
			Carton	
		Chair 4		
				
	Chair 4 - black			
	Height			
	Width			
	Depth			
	Seat depth			
	Height to the seat			
	Chair 5	Maximum load		





			Weight	
			Stacking	
			Warranty	2
			Material	PP
			Logistic unit	
			Full truck	
			Palette	
		<b>Chair 5</b>	Carton	
<b>MODEL</b>			<b>PACKING</b>	
<b>STANDARD LINE</b>	<b>MARIO</b>		Height	85
			Width	57
			Depth	64
			Seat depth	48,5
			Height to the seat	45,5
			Maximum load	150
		<b>KOP/MARIO100/TR/STM</b>	Weight	6
			Stacking	7
			Warranty	2 lata
		<b>KOP/MARIO200/TR/STM</b>	Material	PP
			Logistic unit	STACK
			Full truck	1360
		<b>KOP/MARIO750/TR/STM</b>	Palette 120x120x208	22
		Carton	-	
	<b>FUERTA GRAND</b>		Height	81,5
			Width	53
			Depth	51
			Seat depth	42,8
			Height to the seat	45,5
			Maximum load	150
			Weight	3,6
			Stacking	
			<b>KKA/FUERTA.GRAND.183/TN/ STM</b>	Warranty



		Material	PP
		Logistic unit	STACK
		Full truck	1500
		Palette	
		Carton	



### OUTDOOR CHAIRS



MODEL		PACKING		
STANDARD LINE	VENTURA GRAND		Height	82
			Width	53,2
			Depth	51,5
			Seat depth	43
			Height to the seat	45,5
			Maximum load	150
			Weight	4
			Stacking	
	KKA/VENTURA.GRAND.183/T N/STM		Warranty	2
	NICOLA		Material	PP
			Logistic unit	STACK
			Full truck	1500
			Palette	
			Carton	
			Height	82
			Width	57,5
			Depth	55,5
Seat depth			48,5	
Height to the seat	45,5			
Maximum load	150			
Weight	4			
Stacking	7			
KOP/NICOLA500/TR/STM		Warranty	2 lata	
		Material	PP	
		Logistic unit	STACK	

			Full truck	1460
			Palette 120x100x213	32
			Carton	-
<b>MODEL</b>			<b>PACKING</b>	
<b>STANDARD LINE</b>			Height	82
			Width	50
			Depth	60
			Seat depth	
			Height to the seat	
			Maximum load	
			Weight	4,25
			Stacking	
			Warranty	2
			Material	PP
		Logistic unit		
		Full truck		
		Palette		
		Carton		
	<b>Chair 7</b>	Height	82	
		Width	56	
		Depth	57	
		Seat depth		
		Height to the seat		
		Maximum load		
		Weight	4	
		Stacking		
		Warranty	2	
		Material	PP	
	Logistic unit			
	Full truck			
	Palette			
	Carton			
	<b>Chair 2</b>			

		MODEL	PACKING	
		STANDARD LINE	MARCO	
	Width			57,5
	Depth			58
	Seat depth			41
	Height to the seat			46
KOP/MARCO110/TT/STM	Maximum load			150
	Weight			5
	Stacking		7	
	Warranty		PP	
	Material		2 lata	
	Logistic unit		STACK	
KOP/MARCO210/TT/STM	Full truck		1020	
	Palette 125x95x218		24	
	Carton		1	
ANDREA		Height	92,5	
		Width	54	
		Depth	71	
		Seat depth	45,5	
		Height to the seat	44,5	
	KOP/ANDREA110/TT/STM	Maximum load	150	
		Weight	5,4	
		Stacking	7	
		Warranty	2 lata	
		Material	PP	
		Logistic unit	STACK	
		KOP/ANDREA210/TT/STM	Full truck	1180
		Palette 120x100x213	32	
	Carton	-		


MODEL		PACKING		
STANDARD LINE			Height	82,5
			Width	60
			Depth	54
			Seat depth	
			Height to the seat	45
			Maximum load	
			Weight	6,5
			Stacking	
			Warranty	2
		Chair 1	Material	PP
			Logistic unit	
			Full truck	
			Palette	
			Carton	
METAL LINE			Height	83
			Width	43
			Depth	57,5
			Seat depth	
			Height to the seat	44
			Maximum load	
			Weight	3
			Stacking	
			Warranty	2
		Chair 6	Material	Aluminium
		RAL COLORS - 14 days production	Logistic unit	
			Full truck	
			Palette	
			Carton	

MODEL		PACKING	
METAL LINE		Height	83
		Width	59
		Depth	57,5
		Seat depth	
		Height to the seat	44
		Maximum load	
		Weight	3,3
		Stacking	
		Warranty	2
		Material	Aluminium
		Logistic unit	
		Full truck	
		Palette	
		Carton	
	Chair 6		
	RAL COLORS - 14 days production		
		Height	103
		Width	43
		Depth	57,5
		Seat depth	
		Height to the seat	73
		Maximum load	
		Weight	3
		Stacking	
		Warranty	2
		Material	Aluminium
Logistic unit			
Full truck			
Palette			
Carton			
Chair 6			
RAL COLORS - 14 days production			

MODEL		PACKING	
METAL LINE		Height	87
		Width	43
		Depth	60
		Seat depth	
		Height to the seat	
		Maximum load	
		Weight	
		Stacking	
		Warranty	2
		Material	steel/wood
	Logistic unit		
	Full truck		
	Palette		
	Carton		
	Chair 3		
		Height	87
		Width	57
		Depth	60
		Seat depth	
		Height to the seat	
Maximum load			
Weight			
Stacking			
Warranty		2	
Chair 3			

			Material	steel/wood
			Logistic unit	STACK
			Full truck	
			Palette	
			Carton	

MODEL		PACKING	
-------	--	---------	--






Paris Outdoor			Height	84
			Width	45,5
			Depth	45
			Seat depth	35,5
			Height to the seat	44
			Maximum load	150
			Weight	4
			Stacking	10
			Warranty	2
			Material	steel
			Logistic unit (stack)	STACK
			Full truck	
			Palette 120x100x220	40
			Carton	








MODEL		PACKING	
-------	--	---------	--





LINE			Height	84
			Width	45,5
			Depth	45
			Seat depth	35,5
			Height to the seat	44
			Maximum load	150
			Weight	4
			Stacking	10
			Warranty	2
			Material	Steel
			Logistic unit	Stack
			Full truck	
			Palette 120x100x219	40
			Carton	2

KL/K.PARIS100/BS/STM

KL/K.PARIS00/BS/STM  
FOR RAL PAINTING

		Maximum load	150
		Weight	4,2
		Stacking	10
		Warranty	2
	<b>KL/H.PARIS00/BS/STM FOR RAL PAINTING</b>	Material	Steel
		Logistic unit	Stack
		Full truck	
		Palette 120x100x218	40
		Carton	1
	<b>KL/H.PARIS100.S/BS/STM WITH WOODEN SEAT</b>		
<b>MODEL</b>		<b>PACKING</b>	
<b>PARIS LINE</b>		Height	45,5
		Width	39
		Depth	39
		Seat depth	30,5
	<b>KL/T.PARIS100/BS/STM</b>	Height to the seat	46
		Maximum load	150
		Weight	2,8
		Stacking	10
		Warranty	2
	<b>KL/T.PARIS00/BS/STM FOR RAL PAINTING</b>	Material	Steel
	Logistic unit	Stack	
	Full truck		
	Palette 125x95x215	84	
	Carton		
<b>KL/T.PARIS100.S/BS/STM WITH WOODEN SEAT</b>			

		MODEL	PACKING	
WEDDING CHAIRS	TIFFANY LINE		Height	92,5
			Width	41
			Depth	46,5
			Seat depth	39,5
		KS/TIFFANY.550.PP/TT/STM	Height to the seat	43,5
			Maximum load	150
			Weight	3,8
			Stacking	11
			Warranty	3
	KS/TIFFANY.990.PP/TT/STM	Material	PP	
		Logistic unit	Stack	
		Full truck		
		Palette 125x95x215	28	
		Carton	1	
	KS/TIFFANY.490.PP/TT/STM			
				
	KS/TIFFANY.440.PP/TT/STM			
	NAPOLEON LINE		Height	92,5
		Width	41	
		Depth	46,5	
		Seat depth	39,5	
KS/NAPOLEON.550.PP/TT/STM		Height to the seat	43,5	
		Maximum load	150	
		Weight	3,8	
		Stacking	11	
		Warranty	3	
KS/NAPOLEON.990.PP/TT/STM	Material	PP		
	Logistic unit	Stack		
	Full truck			
	Palette 125x95x215	28		
	Carton	1		

		KS/NAPOLEON.890.PP/TT/STM		
		MODEL	PACKING	
WEDDING CHAIRS	CROSS-BACK LINE		Height	
			Width	
			Depth	
			Seat depth	
		KS/CROSS-BACK.FIORINI.566/AE/STM	Height to the seat	
			Maximum load	
			Weight	
			Stacking	6
			Warranty	
		KS/CROSS- BACK.FIORINI.191/AE/STM	Material	PP
			Logistic unit	stack
			Full truck	
			Palette 202x102x214	48
			Carton	
		KS/CROSS- BACK.FIORINI.163/AE/STM		
				
KS/CROSS- BACK.FIORINI.852/AE/STM				
	Height			
	Width			
	Depth			
	Seat depth			
KS/CROSS- BACK.FIORINI.GRAND.566/AE/STM	Height to the seat			
	Maximum load			
	Weight			
	Stacking			
	Warranty			
KS/CROSS- BACK.FIORINI.GRAND.191/AE/STM	Material			
	Logistic unit			
	Full truck			
	Palette 120x120x208			
	Carton			